

Hansel e Gretel

Plural
Words



Livello 1
Pittogrammi
+
Testo



Cofinanziato
dall'Unione europea

movetia

Austausch und Mobilität
Echanges et mobilité
Scambi e mobilità
Exchange and mobility

Istruzioni per la lettura



COME LEGGERE QUESTO LIBRO?

Si consiglia di visualizzare il libro **pagina per pagina**.

Questo libro può essere letto in classe in modo collaborativo. Per garantire che tutti possano leggere il testo, suggeriamo di proiettarlo su uno schermo grande.

Il suo formato è pensato anche per la lettura individuale.

LIVELLO 1, COSA SIGNIFICA?

Il livello 1 comprende il testo e i pittogrammi.

I pittogrammi consentono una maggiore inclusione di tutti gli studenti.

Offrono anche un supporto di lettura alternativo al testo.

Il livello del testo è stato adattato per garantire una maggiore comprensione.


I simboli pittografici utilizzati sono di proprietà del Governo dell'Aragona e sono stati creati da Sergio Palao per [ARASAAC](http://www.arasaac.org) (<http://www.arasaac.org>), che li distribuisce sotto [licenza Creative Commons BY-NC-SA](https://creativecommons.org/licenses/by-nc-sa/4.0/).

Alcuni pittogrammi sono stati creati dalla partnership di The Noun Project pictograms:


- Gretel creato da Nook Fulloption
- Hansel creato da Yosua Bungaran

I personaggi

HÄNSEL




GRETEL



**IL PADRE DI
HANSEL E
GRETEL**



**LA
MATRIGNA DI
HANSEL E
GRETEL**



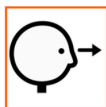
LA STREGA

Codice colore

I nomi dei personaggi sono colorati.

Lo scopo è quello di facilitare la lettura.

Questo colore è presente anche nella cornice del pittogramma.



Hansel

finds some white pebbles.



PADRE



MATRIGNA



HÄNSEL



GRETEL

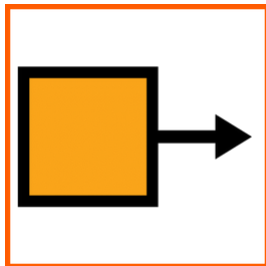


STREGA

Vocabolario



Questo pittogramma rappresenta la parola
"e".



Questa serie di pittogrammi si riferisce alle **preposizioni**.

Indice

1

Parte 1

Il padre e la matrigna decidono di portare i bambini nel bosco perché non hanno né soldi né cibo.

2

Parte 2

Hansel trova una soluzione ingegnosa per ritrovare la strada di casa.

3

Parte 3

Hansel e Gretel trovano una casa di pan di zenzero.

4

Parte 4

Il piano della strega è di mangiare Hansel.

5

Parte 5

Gretel salva Hansel.


6


Parte 6

Hansel e Gretel arrivano a casa.

1

Parte 1







Hansel



E



Gretel







sono fratelli.




Il padre è una

guardia forestale.




Loro hanno

una matrigna





Essi vivono con i genitori in una piccola casa.







La loro
famiglia

è molto povera e non ha cibo.





Alla matrigna

non piacciono Hansel e Gretel.



Lei






vuole abbandonarli nella foresta.



Il padre




non è d'accordo

con la matrigna.



La matrigna

dice al padre di condurre Hansel e Gretel nel bosco.





Hansel

E

Gretel

ascoltano


la matrigna.


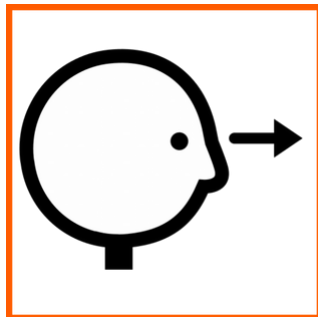


Loro sono molto tristi.

2

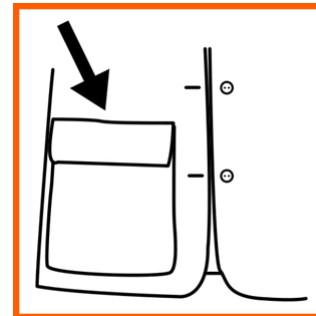

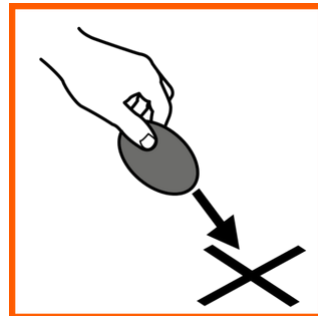

Parte 2








Hansel

trova dei sassolini bianchi.


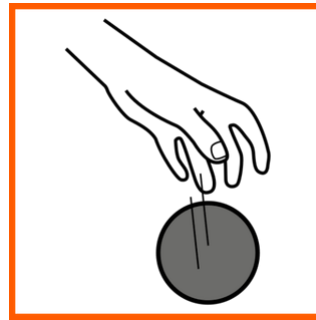




Hansel

mette i sassolini nelle tasche.



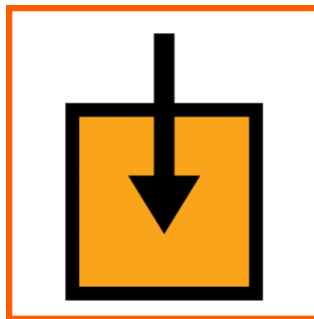

Il giorno dopo tutta la famiglia va nel bosco.




Mentre
camminano,

Hansel

lascia i sassolini sul sentiero.




Si addentrano nella foresta.



Hansel




E



Gretel







sono
stanchi.



Il padre





accende un
fuoco.



Lui

dice ai bambini di riposare lì.




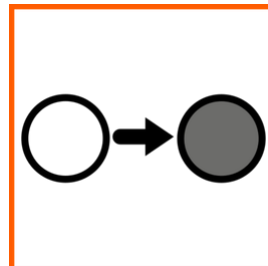


Quando si svegliano,

Hansel

E

Gretel

sono soli.





Hansel

E




Gretel

seguono i ciottoli fino a casa.



Il padre

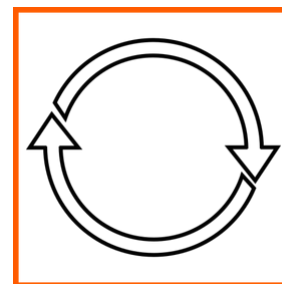



è molto felice che i bambini siano tornati a casa.



Ma

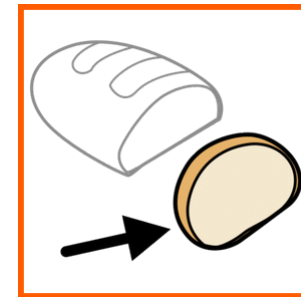


la matrigna

è molto arrabbiata perché i bambini sono tornati a casa.



Lei


vuole abbandonarli di nuovo nella foresta.

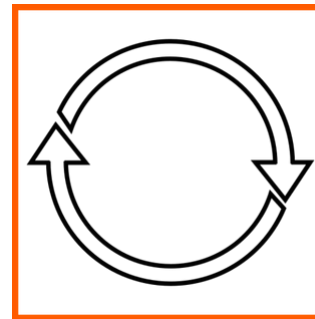




Il giorno dopo, **la matrigna** dà ai bambini due fette di pane.

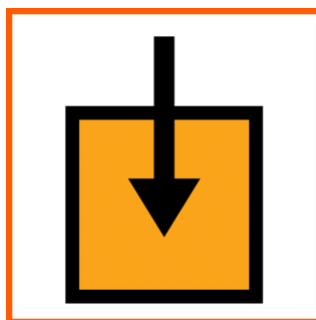



Parte 3


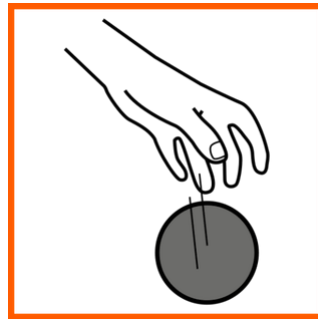





Tutta la famiglia torna nella foresta.




Si addentrano nella foresta.



Mentre
camminano,

Hansel

lascia le briciole di pane sul sentiero.



Hansel

E

Gretel



sono stanchi.



Il padre





accende un fuoco.



Lui

dice ai bambini di riposare lì.



Quando si svegliano,

Hansel


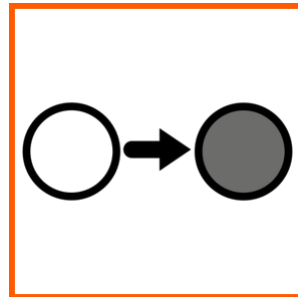
E

Gretel

sono soli.



Hansel



vuole seguire le briciole di pane per tornare a casa.




Gli uccelli e gli animali hanno mangiato le briciole.



Arrivano a una casetta meravigliosa.



La casa è fatta di pan di zenzero.




La casa è decorata con dolci e lecca-lecca.




Hansel



E



Gretel



iniziano a mangiare i
dolci.



Parte 4






Una vecchia
donna




esce di casa.



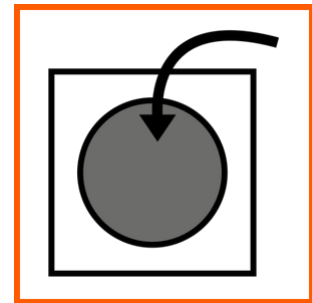

Lei



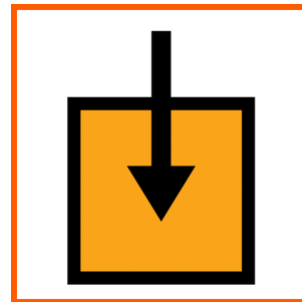


chiama



i bambini




dentro.



I bambini

entrano in casa.



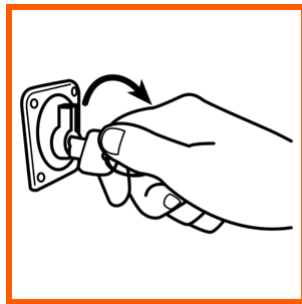
Ma la vecchia

è una


strega.



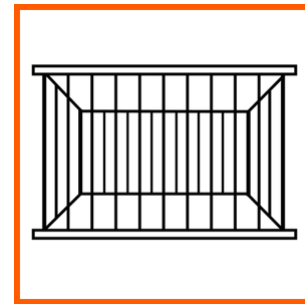
Lei



chiude





Hansel




in una gabbia.



Lei



vuole far ingrassare




il bambino.




Un giorno



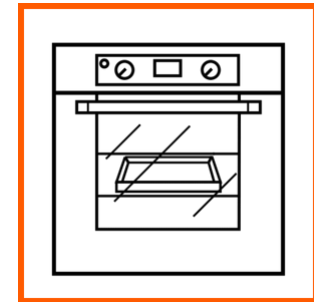
Lei



spedisce




Gretel




in un forno.



Lei




vuole cucinare




Hänsel.

5

Parte 5





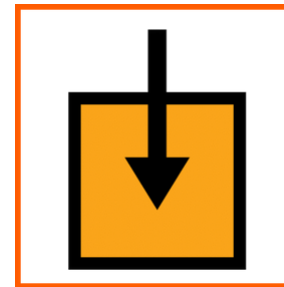
Gretel



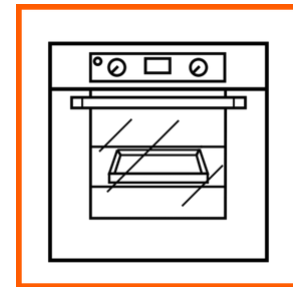
spinge




la strega

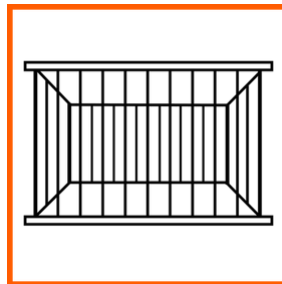


nel forno.






Gretel




apre la gabbia e



Hansel




esce.




Hansel



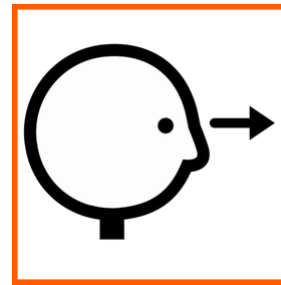

E



Gretel



sono molto felici.







Hansel

E

Gretel


trovano uno scrigno pieno di monete d'oro.

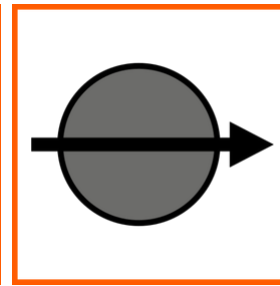






Hansel e Gretel decidono di portare con loro il baule.





6

Parte 6

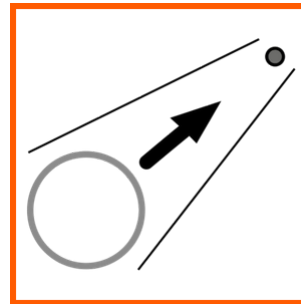
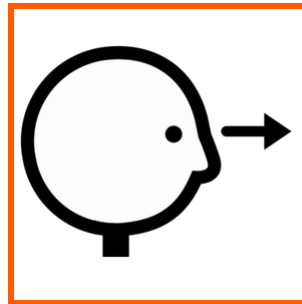





I bambini percorrono un lungo tratto di foresta.







Arrivano su un sentiero familiare.



Essi

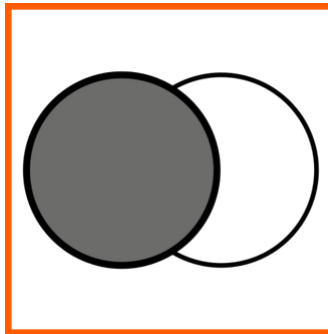
vedono la loro casa in lontananza.





Emozionati, i bambini corrono a casa.




Il padre



si trova nella parte anteriore della casa.

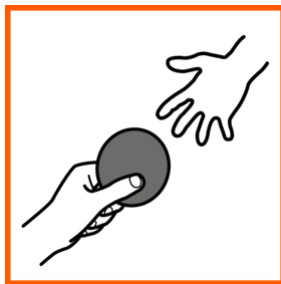




La loro matrigna è morta.



Il padre

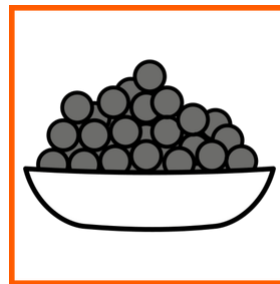



è felice che i suoi figli siano tornati a casa.






Hansel e Gretel danno al

padre


il baule con
i soldi.



Ora hanno un sacco di soldi.



Hansel, Gretel e il padre vissero felici e contenti.



Plural Words è un progetto europeo iniziato nell'ottobre 2023. È cofinanziato dal Programma Erasmus+ della Commissione europea per sostenere l'istruzione scolastica.

Il progetto mira a facilitare l'apprendimento e l'uso della comunicazione aumentativa e alternativa (CAA) per i bambini della prima infanzia e della scuola primaria. Con strumenti creativi e supporti visivi, Plural Words aiuta tutti gli studenti a comunicare, imparare ed essere inclusi, garantendo pari opportunità per tutti.

WWW.PLURAL-WORDS.EU

Finanziato dall'Unione europea. Le opinioni espresse appartengono, tuttavia, al solo o ai soli autori e non riflettono necessariamente le opinioni dell'Unione europea o dell'Agenzia esecutiva europea per l'istruzione e la cultura (EACEA). Né l'Unione europea né l'EACEA possono esserne ritenute responsabili. (Codice del progetto: 2023-1-FR01-KA220-SCH-000155095).

